

WESTECK
WINDOWS & DOORS

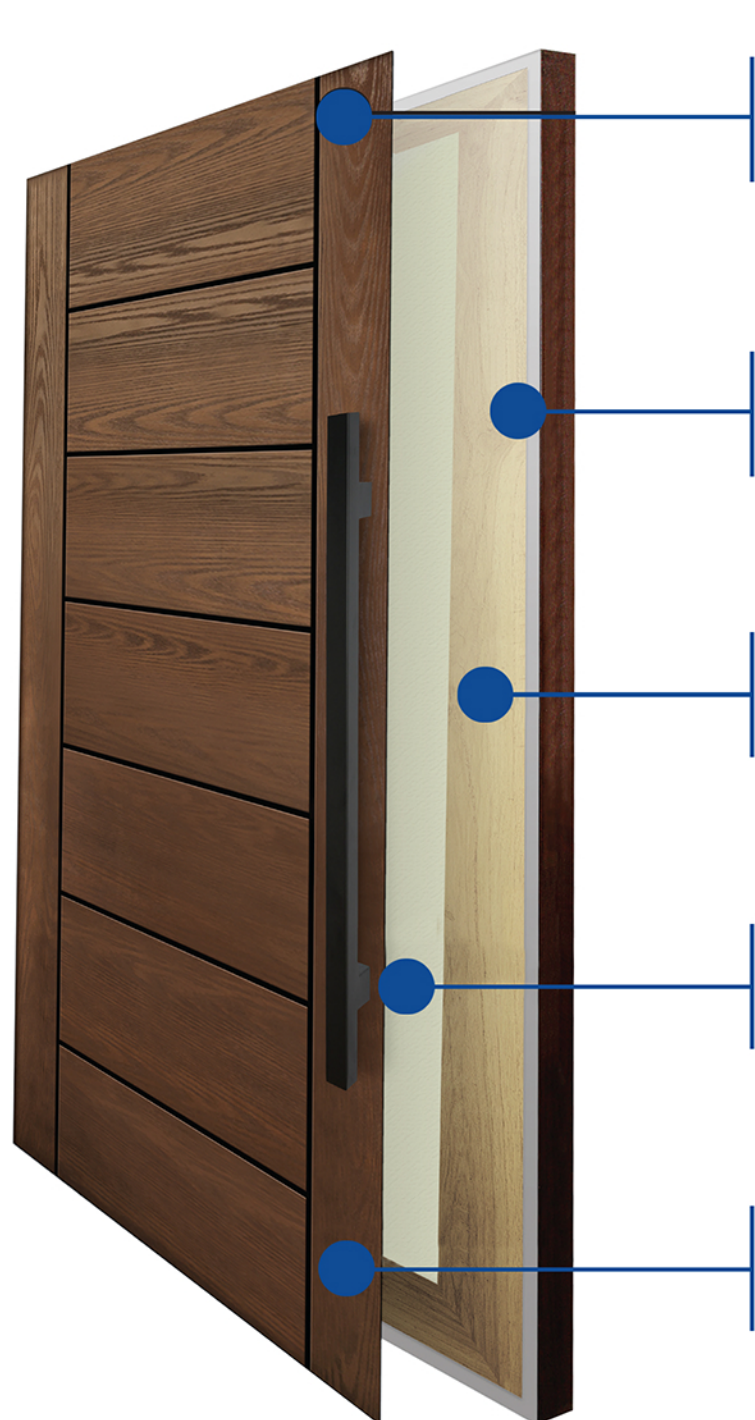
Westeck Premium Doors



Complement Your Home


Westeck specializes in high quality, technologically advanced fibreglass exterior doors. Using new technologies to create the best possible product, Westeck Premium Fibreglass Doors' stand out from the competition in terms of strength, quality and durability.





Surface Texture

Our superior wood textured skin technology with “High Definition Panel Embossments” provide an authentic wood finish look. Westeck achieves the real feel and look of a wood textured surface without the disadvantages that come with it (i.e.: fading, rotting, warping, etc.).



Composite Rails on all Edges

Our fibreglass doors have composite (PVC) rails that surround the parameter of the panel making them 100% water proof. The mortise and tenon joints provide exceptional strength that prevents any movement of the door components.



LVL Lumber Components

LVL (Laminated Veneer Lumber) is the strongest man-made wood material. We use the world's first PVC LVL cap wrap with a tongue-in-groove rail lock system giving our doors a solid frame structure with complete moisture barrier.



Door Core

Our door core is made of high-density CFC-free polyurethane foam, providing up to six (6) times the insulation of a traditional wood door. With this added insulation also comes superior sound proofing.



Panel Design


Our panel doors easily meet the demanding contractor and customer needs. The elegantly detailed architectural panels feature deep shadow lines that add to any home's strong curb appeal.





High Definition Laser Press Technology

Westeck composite door jambs use a high definition laser press to emboss the woodgrain into the jamb surface. This advanced, unique method achieves an authentic wood grain finish.



High Density Composite Frame

Westeck composite door jambs have over 40% more density over competitive products. The unique process of producing composite components through a hot-press moulding process produces superior dimensional stability with improved interfacial bonding and strength.



Carbon Fibre Header Reinforcement

Westeck's new carbon fibre reinforcement is embedded into the composite on the header door jamb to strengthen the structure and decrease possible flex. This innovative advancement reduces warping and improves ease of installation.



STAINLESS INLAY FIBREGLASS - MAHOGANY



MAH-SS1

6'8"H - 36"/42"W
8'0"H - 36"/42"W



MAH-SS3

6'8"H - 36"/42"W
8'0"H - 36"/42"W



MAH-SS5

6'8"H - 36"/42"W
8'0"H - 36"/42"W



MAH-SS7

6'8"H - 36"/42"W
8'0"H - 36"/42"W



MAH-SS9

6'8"H - 36"/42"W
8'0"H - 36"/42"W





STAINLESS INLAY FIBREGLOSS - SMOOTH



SM-SS1
6'8"H - 36"/42"W
8'0"H - 36"W



SM-SS3
6'8"H - 36"/42"W
8'0"H - 36"W



SM-SS5
6'8"H - 36"/42"W
8'0"H - 36"W



SM-SS7
6'8"H - 36"/42"W
8'0"H - 36"W



SM-SS9
6'8"H - 36"/42"W
8'0"H - 36"W



SM-SSCUST1
6'8"H - 36"/42"W
8'0"H - 36"W

*Gray doors come in standard white

TRADITIONAL WOOD FIBREGLOSS



MAH8-F
8'0"H - 36"/42"W



MAH8-FG-6L
8'0"H - 36"W




MAH-2EM
6'8"H - 36"W
8'0"H - 36"W



MAH8-3Q
8'0"H - 36"W



MAH8-ST
8'0"H - 42"W



MAH-CRF
6'8"H - 36"W
8'0"H - 36"W



FIR-CRF
6'8"H - 36"W
7'0"H - 36"W





TRADITIONAL SMOOTH FIBREGLASS



SM-F
6'8"H - 36"W
8'0"H - 36"W



SM-2EM
6'8"H - 36"W



SM-2PR
6'8"H - 36"W



SM-2P
6'8"H - 36"W



SM-CRF
6'8"H - 36"W



SM-6P
6'8"H - 36"W
8'0"H - 36"W


GROOVED PANEL FIBREGLASS



MAH-GR1
6'8"H - 36"/42"W
8'0"H - 36"/42"W



MAH-GR2
6'8"H - 36"/42"W
8'0"H - 36"/42"W



MAH-GR3
6'8"H - 36"/42"W
8'0"H - 36"/42"W




MAH-GR4
6'8"H - 36"/42"W
8'0"H - 36"/42"W



MAH-GR5
6'8"H - 36"/42"W
8'0"H - 36"/42"W



MAH-GR6
6'8"H - 36"/42"W
8'0"H - 36"/42"W



MAH8-GP
8'0"H - 36"/42"W



SM8-GP
8'0"H - 36"/42"W



*Gray doors come in standard white



GLASS INSERT FIBREGLASS



SM-CUST1
6'8"H - 36"/42"W
8'0"H - 36"W



SM-3L
6'8"H - 36"/42"W
8'0"H - 36"W



MAH-5L
6'8"H - 36"/42"W
8'0"H - 36"/42"W



SM-5L
6'8"H - 36"/42"W
8'0"H - 36"/42"W



SM-FG-2248-1P
6'8"H - 36"W



***SM-BG-2248-1P**
6'8"H - 36"W



SM-FG22
6'8"H - 36"W
8'0"H - 36"W



***SM-BG22**
6'8"H - 36"W
8'0"H - 36"W




Classic Wood Collection



Elite Wood Collection




Pivot Doors



Custom Doors

COLOR AND STAIN OPTIONS

Gentek Sandstone



DC2075

Ivory



DC1002

Wicker




DC1003

Buff



DC1004

Cashmere



DC1001

Grey



DC7001

Sandlewood



DC1007

Sandstone



DC1006

Tile Red



DC3003

Burgundy



DC3001

Cranberry



DC3002

Old World Blue



DC5001

Wedgewood Blue



DC5002

Ivy Green



DC6001

Universal Brown



DC8001

Bronze



DC8002

Forest Green



DC6005

Amazon Green



DC6004

Leaf Green



DC6003

Backwood




DC6002

Clay



DC1005

Sable



DC7002

Kendall Charcoal



DC4972

Anthracite



DC2456

KC Black



DC7005

Anodized Aluminum



DC9003

Copper



DC9002



Wood Fibreglass Stain

All color and stain chips are affected by age, light and heat. The chips shown in this brochure may vary slightly in color to the actual stain or paint. Colors will also be affected by the color and type of substrate to which it is applied.

Westeck is dedicated to helping bring your personal style to life. Door hardware is more than a way to open, close, and secure a space. To us, it is an integral part of a room's design theme. It is an extension of your personal style and we want it to do more than blend in. Door hardware should make a statement, your statement.



Add a look of grandeur to your door by including a Bar Pull handle. Options are available in offset or straight bar pulls in either clear stainless steel or black. Choose from either 36" or 60" handle lengths.

Offset Pull



Straight Pull



Westeck Windows Mfg. Inc.
Head Office, Plant & Showroom
8104 Evans Rd, Chilliwack
BC, V2R 5R8
Phone: 1-604-792-6700
Fax: 1-604-792-6714

Westeck Windows and Doors
Kelowna Showroom
#4 - 2720 HWY 97N, Kelowna
BC V1X 4J7
Phone: 1-250-862-3800
Fax: 1-250-862-3890

Westeck Windows and Doors
Nanaimo Showroom
4 - 4115 Mostar Road, Nanaimo
BC, V9T 6A6
Phone: 1-250-756-2922
Fax: 1-250-758-6725

Westeck Windows and Doors
Victoria Showroom
3942 Quadra St, Victoria
BC, V8X 1J6
Phone: 1-250-384-8881
Fax: 1-250-383-6729

Westeck Windows and Doors
Vancouver Showroom
1480 Kootenay St, Vancouver
BC, V5K 4R1
Phone: 1-604-298-6700
Fax: 1-604-298-5599

Westeck Windows Mfg. Inc.
Seattle Showroom
8902 122nd ave, Kirkland.
WA, 98033
Phone: 1-425-896-7025

Westeck Windows Mfg. Inc.
Bellingham Showroom
#102-4131 Hannegan Rd
Bellingham, WA, 98226
Phone: 1-425-577-3641



Phone: 1-604-792-6700
Fax: 1-604-792-6714
Toll-free (US/Canada): 1-877-606-1166
Email: sales@westeckwindows.com
Web: www.westeckwindows.com

Westeck
Premium
Doors

